

End of Key Stage 2
Assessments
(SATs)
Information
Evening



What will we cover?

- An overview of what SATs are and when they are.
- An overview of each assessment and share some example questions.
- Outline the arrangements for SATs week itself.
- Discuss how and when results will be communicated.
- Share resources and ideas on how to prepare for the assessments.



What are SATs?

‘**SATs**’ are the **S**tandardised **A**ssessment **T**ests that are given to children at the end of Key Stage 2.

The tests form part of the statutory assessment arrangements for pupils at the end of Key Stage 2 and are based on the relevant sections of the national curriculum statutory programme of study at Key Stage 2.

The ‘End of Key Stage’ assessments assess learning objectives covered in Years 3, 4, 5 and 6.

They also help measure the progress pupils have made from one key stage to another, assess school performance and produce national performance data.




Standards
& Testing
Agency

When will they take place?


- Four days (Monday- Thursday)
- Starting on Monday 12th May to Thursday 15th May 2025
- Normal school hours, under exam conditions.

Date	Activity
Monday 12 May 2025	English grammar, punctuation and spelling papers 1 and 2
Tuesday 13 May 2025	English reading
Wednesday 14 May 2025	Mathematics papers 1 and 2
Thursday 15 May 2025	Mathematics paper 3



How are the SATs completed?

- Normal school hours, under exam conditions.
- Children are not allowed to talk to each other from the moment the assessments are handed out until they are collected at the end of the test.
- Some children will qualify for access arrangements to support their ability to sit the papers. Your child's class teacher will discuss this with you, if necessary.
- At the end of the test, papers will be collected and sent away to be marked externally.



Monday 12th May 2025

Grammar, Punctuation and Spelling (GPS)

Paper 1:

All three elements (grammar, punctuation and spelling). The paper lasts for **45 minutes**.

Paper 2:

A spelling test that takes approximately **15 minutes**.

2024 national curriculum tests

Key stage 2

English grammar, punctuation and spelling

Paper 1: questions

First name						
Middle name						
Last name						
Date of birth	Day		Month		Year	
School name						
DfE number						

2024 national curriculum tests

Key stage 2

English grammar, punctuation and spelling

Paper 2: spelling

First name						
Middle name						
Last name						
Date of birth	Day		Month		Year	
School name						
DfE number						

Paper 1: All Three Elements

	G1	G2	G3	G4	G5	G6	G7
Qu.	Grammatical terms / word classes	Functions of sentences	Combining words, phrases and clauses	Verb forms, tenses and consistency	Punctuation	Vocabulary	Standard English and formality

Which sentence must end with a **question mark**?

Shall we go round the fitness trail in the park

We could go tomorrow if you like

What I really like is the rope bridge

Let me know what you would like to do

Tick **one**.

The teacher wants to write a sign to remind children to turn the lights off.

Write the **command** that the teacher might use on the sign. Remember to punctuate your answer correctly.

50 questions,
1 mark each.

Complete the sentence below with an appropriate **subordinating conjunction**.

_____ it rained all afternoon, the picnic was a success.

Paper 2: Spelling Test

2024 Spelling script

Spelling 1: The word is **young**.

Our dogs are **young** and full of energy.

The word is **young**.

Spelling 2: The word is **island**.

The swans nested on an **island** in the lake.

The word is **island**.

Spelling 3: The word is **famous**.

We met a **famous** writer.

The word is **famous**.

1. Our dogs are _____ and full of energy.
2. The swans nested on an _____ in the lake.
3. We met a _____ writer.

20 unseen words.
1 mark each.

Tuesday 13th May 2025

Reading

One paper lasting 60 minutes.

There are three different set texts for children to read. These could be a combination of non-fiction, fiction and/or poetry.

Content domain reference	
2a	give / explain the meaning of words in context
2b	retrieve and record information / identify key details from fiction and non-fiction
2c	summarise main ideas from more than one paragraph
2d	make inferences from the text / explain and justify inferences with evidence from the text
2e	predict what might happen from details stated and implied
2f	identify / explain how information / narrative content is related and contributes to meaning as a whole
2g	identify / explain how meaning is enhanced through choice of words and phrases
2h	make comparisons within the text

Reading

1 Veronika's football team has two names.

What are the **two** names?

1. _____

2. _____

1 mark

8 *My heart began beating fast* (page 6).

Find and **copy two** other words from the same paragraph which mean that something is quick.

1. _____

2. _____

2 marks

50 marks
available

Reading

33

Think about the whole text.

What impressions do you get of Penelope as she describes her unusual experience?

Give **two** impressions, using evidence from the text to support your answer.

1. _____

2. _____

3 marks

50 marks
available

Reading Top Tips

Answer what it asks!

Look at page 6.

Write **two** things Louie had to do before walking the tightrope.

1. _____

2. _____

1 mark

Qu.	Requirement	Mark
16	<p>Look at page 6.</p> <p>Write two things Louie had to do before walking the tightrope.</p> <p>Content domain: 2b – retrieve and record information or identify key details from fiction and non-fiction</p> <p>Award 1 mark for reference to any of the following:</p> <ol style="list-style-type: none">kicking off her clogs, e.g.<ul style="list-style-type: none"><i>kicked off her clogs</i><i>took off her shoes.</i>tying back her hair, e.g.<ul style="list-style-type: none"><i>tie her hair back</i><i>tie up her hair.</i>getting helped up, e.g.<ul style="list-style-type: none"><i>asked for a leg up on the rope</i><i>get helped up</i><i>she had to be helped up.</i>	1m

Use the reading material- not your own knowledge!

English Resources

Spelling frame



The header of the website "The Reader Teacher". It features a teal background with the site name in yellow. Below the name is a navigation menu with links: "About", "Brand New Booklists", "Reads", "Reviews", "Recommendations", "Year Group & Key Stage Book Lists", and "#BookMatch". A small cartoon character of a boy reading is in the top right. Below the navigation is a purple banner with the text "Top 100 Recommended Reads for Year 6" in white and yellow.

I can read long & strong to increase my **STAMINA!**


GOAL: I can go the whole way! BY:

30	
28	
26	
24	
22	
20	
18	
16	
14	
12	
10	
8	
6	

(Minutes read without getting distracted)

{Dates}

Credited by Andrew Knight. ©2014



Wednesday 14th May 2025 &
Thursday 15th May 2025

Maths (Arithmetic and Reasoning)

Paper 1:

Arithmetic (30 minutes)
on Wednesday 14th May.

Paper 2:

Reasoning (40 minutes)
on Wednesday 14th May.

Paper 3:

Reasoning (40 minutes)
on Thursday 15th May.



Paper 1: Arithmetic

Example 1-mark questions:

6 $6.48 + 8.6 =$

6.48	
+ 8.60	
<hr/>	
15.08	
1	

1 mark

15 = 596×7

596	
\times 7	
<hr/>	
4172	
64	

1 mark

27 15% of 3,200 =

10% of 3,200 = 320
5% of 3,200 = 160
15% of 3,200 = 480

1 mark

35 $6 + 4 \div 2 =$

$4 \div 2 = 2$
 $6 + 2 = 8$

1 mark

40 marks
available

Paper 2 & 3: Reasoning

These papers require children to demonstrate their mathematical knowledge and skills, as well as their ability to solve problems and their mathematical reasoning.

6

Emma has a 5 litre bag of compost.



She uses 2.75 litres.


How much compost does Emma have left?

litres

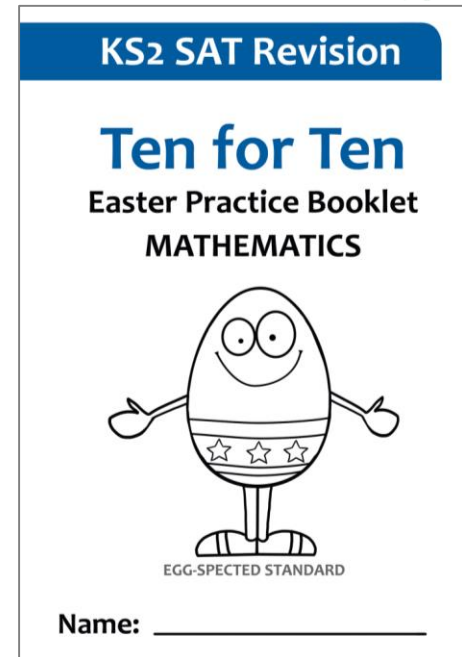

1 mark

35 marks available per paper

Mathematics Resources



MathsBot.com




Booklets given out tonight.

Easter Holiday revision

MATHS with a MOUSE

During SATs Week

- Children will be encouraged to get to school for 8:45am.
- They will be offered breakfast consisting of toast and a drink (squash or water).
- The children will take their test in their own classroom unless you have been informed of alternative arrangements.




During SATs Week

- Encourage plenty of sleep throughout the week.
- Check that your child does not have any electronic devices that they intend to take into the test. They are not allowed to wear 'Fitbits' or 'smart' watches.



When will you receive the results?

- The SATs are sent away to be externally marked.
- You will receive your child's SATs results in July before the end of the academic year.
- Teachers will also award your child a teacher assessment judgement for Writing and Science.



Extra Support



Google Classroom

Year 6 Resources for Home Use



Reading Question Support



GPS Help and Revision



Arithmetic Papers for Home Use



Year 6 Recommended Reads

Thank You

The text "Thank You" is rendered in a bubbly, cursive font. Each letter is filled with a light beige color and has a thick brown outline. The letters are layered with horizontal stripes of blue and orange, giving them a 3D, stacked appearance. The text is surrounded by seven small, four-pointed stars with beige centers and brown outlines. The background is white and decorated with various green and brown foliage illustrations, including ferns and broad leaves, scattered around the central text.