








































Welcome to the Year One Phonics Workshop

 a_e	 ee	 i_e	 o_e	 oo				
 ay	 ea	 ie	 ow	 ue	 or	 ou	 oy	 er
 ai	 _y	 igh	 oa	 u_e	 aw	 ow	 oi	 ur
 e-e	 _y	 oe	 ew					 ir
					 are	 air		
 oo	 ar	 ear	 ure	 ce ci	 ge dge	 ire	 tch	 ph

Year 1 Picture Sound Mat

fft Success for All
Phonics

Aims:



- To know the way in which 'phonics' is taught at school.
- To know the phase sounds from the 'Fischer Family Trust' document.
- To understand how to segment and blend sounds together to read real and nonsense words.
- To share examples of the Year One 'Phonics Screening Check' material.

What is phonics?



Children are taught to read by breaking down words into separate sounds or 'phonemes'. They are then taught how to blend these sounds together to read the whole word.

Children have been grouped based on their current knowledge of phonics. We have a 30 minute phonic lesson followed by a 30 minute shared reading lesson every day.

Our workshop will focus on the 30 minute phonic lesson which takes place each day.



Definitions

Grapheme: A letter or a group of letters that represent a sound.

e.g. sh, ai, ow, oo

Phonemes: Tiny units of sound in speech that make up words when they are combined.

e.g. c-a-t

GPC: Grapheme Phoneme Correspondence. Knowing a GPC means being able to match a phoneme to a grapheme and vice versa.













Sound mats










These sound mats are available throughout our Phonic lessons and during writing time in other subjects.



ck	ff	ll	ss	zz	qu	
	th				igh	
			ar			
		ear	air	ure		








Reception Picture Sound Mat

ffft Success for All Phonics

				
	ea	ie	ow	ue
		igh	oa	
				

	
---	---

	ar		ure	
				

Year 1 Picture Sound Mat

ffft Success for All Phonics



Our phonics lesson...



Stretch and Read

Review previously learnt GPCs

sh
th
ng
ai
ee
igh

hush
paints
fling
sweep
lights

****nonsense words included**

Quick Erase



- .Start of lesson
- .Recapping previously taught sounds

high-sigh
sight-fight
feet-feel
fail-tail

Present New GPC



Goat in a boat.

oa



Stretch and Read

Apply new GPCs

soaking
boast
coat
floating
coast

****nonsense words included**

Why are children being screened?

Every Year 1 child in the country will be taking the phonics screening check in the same week. Week beginning 9th June 2025.

The aim of the check is to ensure that all children are able to read by the end of year 2.

This 'midpoint check' will ensure that we have a clear understanding of what the children need to learn in Year 2.

Examples of the 'Phonics Screening Check'.

Practice sheet: Real words

in

at

beg

sum

Practice sheet: Pseudo words

ot



vap



osk



ect



When?

The Phonic screening takes place week beginning Monday 9th June 2025.

Who with?

Familiar adult so your child feels as confident as possible.

Format of screening

Mixture of 40 real and alien words
In previous years the pass rate has been
32 out of 40 correct.

•Example real and nonsense words:

rain

vaib

feet

cheed

fear

nearg

light

vight

goat

quoab

burn

gurp

How to help at home

- Playing games - Phonics Play
- Visit FFT Websites
- Help children with their real and nonsense homework
- Watch 'AlphaBlocks' linked to sounds children are struggling with.

Example:

<https://www.youtube.com/watch?v=-nBh1DMIrDM>

Games

O and X

1.

rain

2.

down

3.

yoash

4.

coin

5.

vigh

6.

mark

7.

gurch

8.

quorb

9.

beard

O and X


1. ai	2. ow	3. oa
4. oi	5. igh	6. ar
7. ur	8. qu	9. ear

Buried treasure



flaich

sport



Thank you
for coming